

Point

Scheda tecnica

Data sheet

Struttura:
abete, multistrato e truciolare ricoperto di poliuretano espanso.

Sistema di molleggio:
cinghie elastiche.

Imbottitura seduta:
cuscino di seduta in poliuretano espanso ecologico ricoperto con falda 100% poliestere.

Imbottitura spalliera:
in poliuretano espanso ecologico ricoperto con falda 100% poliestere.

Imbottitura bracciolo:
cuscino bracciolo in poliuretano espanso ecologico ricoperto con falda 100% poliestere.

Sfoderabilità:
non possibile.

Cuciture:
il rivestimento in pelle è realizzabile con filo a contrasto nelle varianti di colore disponibili, inoltre prevede tagli differenti rispetto al rivestimento in microfibra (o tessuto).

Meccanismi:
il modello è dotato di poggiatesta sollevabile. Le versioni reclinare sono dotate di meccanismo metallico motorizzato elettricamente mediante pulsantiera posta all'interno del cuscino.

Piedi di serie:
metallo h12 cm. In alternativa è possibile scegliere tra le finiture standard presenti nell'apposito campionario. Il campionario prevede altresì finiture "speciali" disponibili con sovrapprezzo previa verifica della fattibilità in produzione. Alcune versioni potrebbero essere dotate di piedi nascosti che hanno funzione strutturale.

Structure:
fir, plywood and chipboard coated in polyurethane foam.

Spring system:
elastic straps.

Seat padding:
seat cushion in eco-friendly polyurethane foam covered with 100% polyester layer.

Back padding:
in eco-friendly polyurethane foam covered with 100% polyester layer.

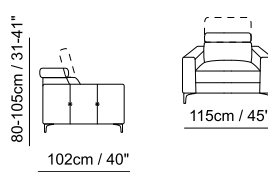
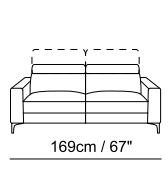
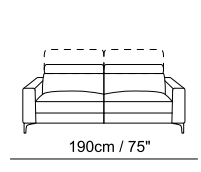
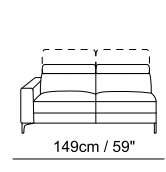
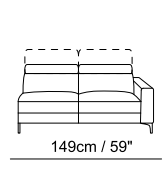
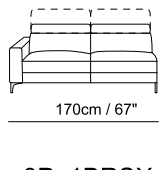
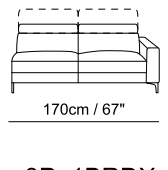
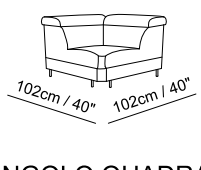
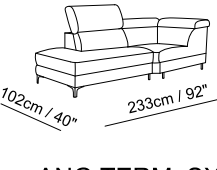
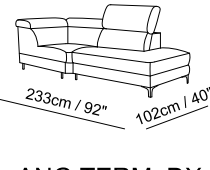


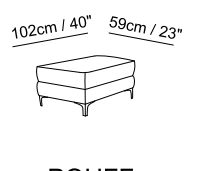
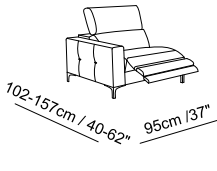
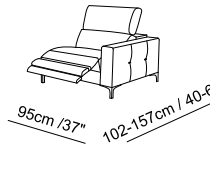
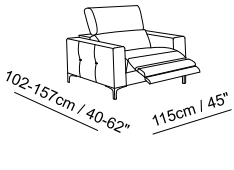
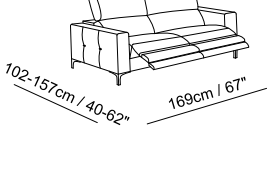
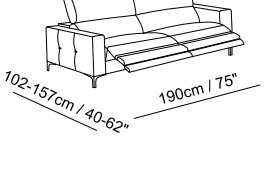
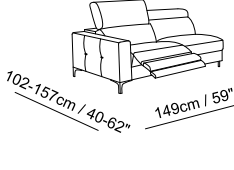
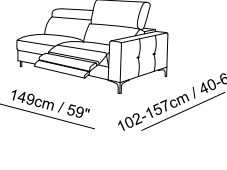
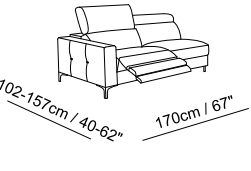
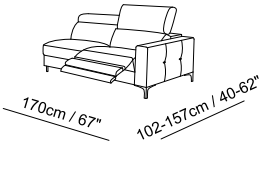
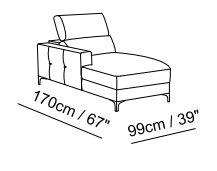
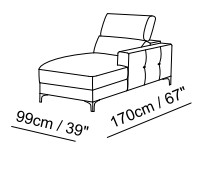
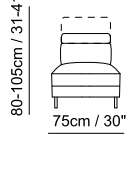
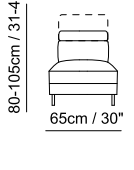
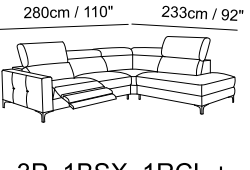
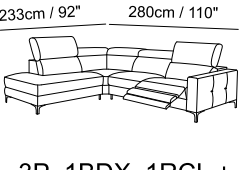
Armrest padding:
armrest cushion in eco-friendly polyurethane foam covered with 100% polyester layer.

Cover removable:
no.

Seams:
the leather upholstery can be made with contrasting thread in the available colour options, and also features different cuts compared to the microfibre (or fabric) upholstery.

Mechanism:
the model features a liftable headrest. The recliner versions feature a motorised metal mechanism operated via a push-button panel located inside the cushion.

Standard feet:
metal h 12 cm. alternatively it is possible to select among standard finishes included in the sample book. The sample book also includes "special" finishes available with a surcharge after determining feasibility in terms of production. Some versions may feature concealed feet having a structural function.

 <p>cod.100 80-105cm / 31-41" 102cm / 40" 115cm / 45"</p> <p>POLTRONA</p>	 <p>cod.200 169cm / 67"</p> <p>2P</p>	 <p>cod.300 190cm / 75"</p> <p>3P</p>	 <p>cod.201 149cm / 59"</p> <p>2P_1BR SX</p>	 <p>cod.202 149cm / 59"</p> <p>2P_1BR DX</p>
 <p>cod.301 170cm / 67"</p> <p>3P_1BR SX</p>	 <p>cod.302 170cm / 67"</p> <p>3P_1BR DX</p>	 <p>cod.600 102cm / 40" 102cm / 40"</p> <p>ANGOLO QUADRATO</p>	 <p>cod.601 102cm / 40" 233cm / 92"</p> <p>ANG.TERM. SX</p>	 <p>cod.602 233cm / 92" 102cm / 40"</p> <p>ANG.TERM. DX</p>
 <p>cod.800 102cm / 40" 120cm / 47"</p> <p>POL.TERM. + POUF SX</p>	 <p>cod.801 120cm / 47" 102cm / 40"</p> <p>POL.TERM. + POUF DX</p>	 <p>cod.501 102cm / 40" 59cm / 23"</p> <p>POUFF RETTANGOLARE</p>	 <p>cod.R1 102-157cm / 40-62" 95cm / 37"</p> <p>POL._1BSX_1RCL</p>	 <p>cod.R2 95cm / 37" 102-157cm / 40-62"</p> <p>POL._1BDX_1RCL</p>
 <p>cod.R10 102-157cm / 40-62" 115cm / 45"</p> <p>POL.RCL.</p>	 <p>cod.R20 102-157cm / 40-62" 169cm / 67"</p> <p>2P_2RCL.</p>	 <p>cod.R30 102-157cm / 40-62" 190cm / 75"</p> <p>3P_2RCL.</p>	 <p>cod.R21 102-157cm / 40-62" 149cm / 59"</p> <p>2P_1BR SX_1RCL.</p>	 <p>cod.R22 149cm / 59" 102-157cm / 40-62"</p> <p>2P_1BR DX_1RCL</p>
 <p>cod.R31 102-157cm / 40-62" 170cm / 67"</p> <p>3P_1BR SX_1RCL</p>	 <p>cod.R32 170cm / 67" 102-157cm / 40-62"</p> <p>3P_1BR DX_1RCL</p>	 <p>cod.400 170cm / 67" 99cm / 39"</p> <p>CL_1BR SX</p>	 <p>cod.401 99cm / 39" 170cm / 67"</p> <p>CL_1BR DX</p>	 <p>cod.103 80-105cm / 31-41" 75cm / 30"</p> <p>POL.SB ABBINATA AL 3P</p>
 <p>cod.116 80-105cm / 31-41" 65cm / 30"</p> <p>POL.SB ABBINATA AL 2P</p>	 <p>cod.602 + R31 280cm / 110" 233cm / 92"</p> <p>3P_1BSX_1RCL + ANG.TERM. DX</p>	 <p>cod.601 + R32 233cm / 92" 280cm / 110"</p> <p>3P_1BDX_1RCL + ANG.TERM. SX</p>		